

University of North Texas Libraries  
LibQUAL+™ 2007  
Responses to Standard Questions  
by User Group



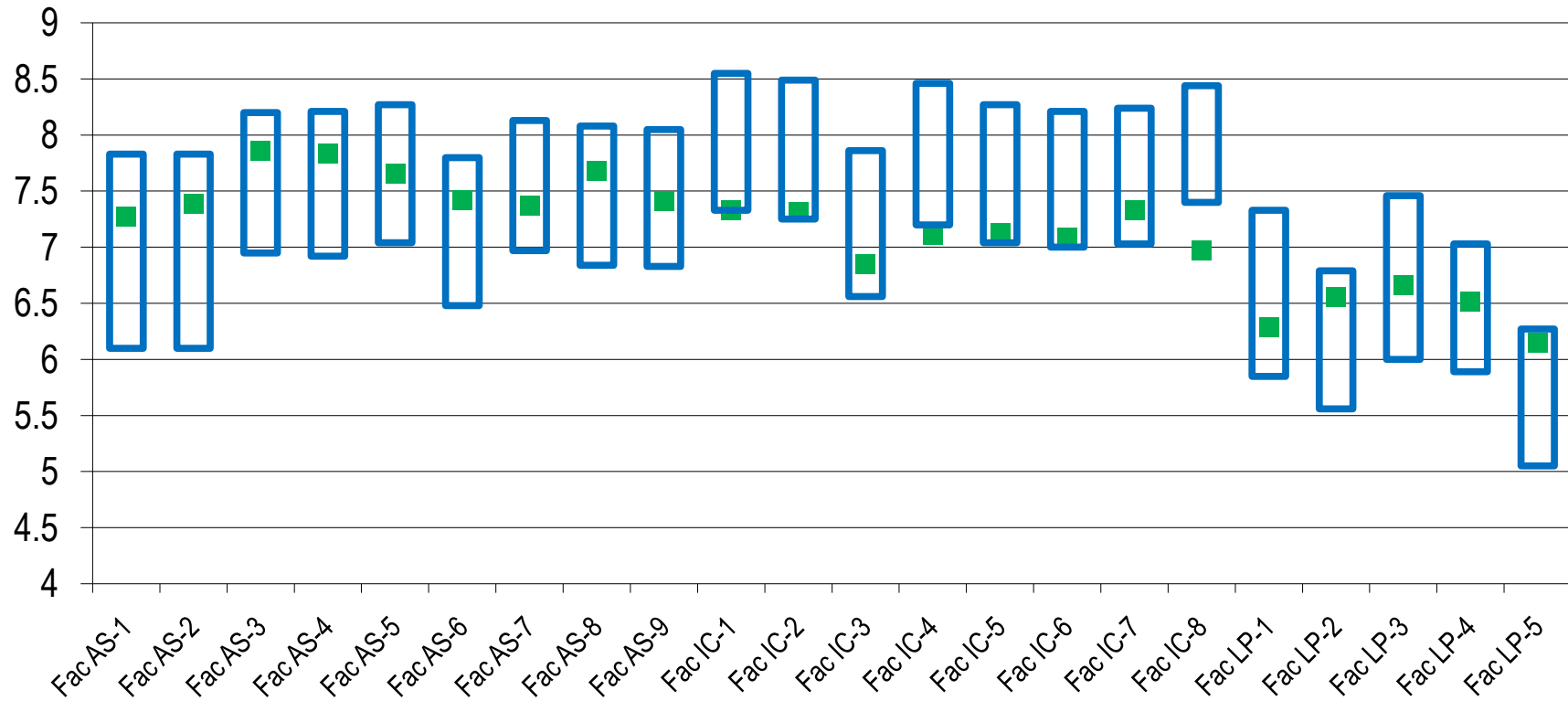
## **TABLE OF CONTENTS**

Faculty

Graduate Students

Undergraduates

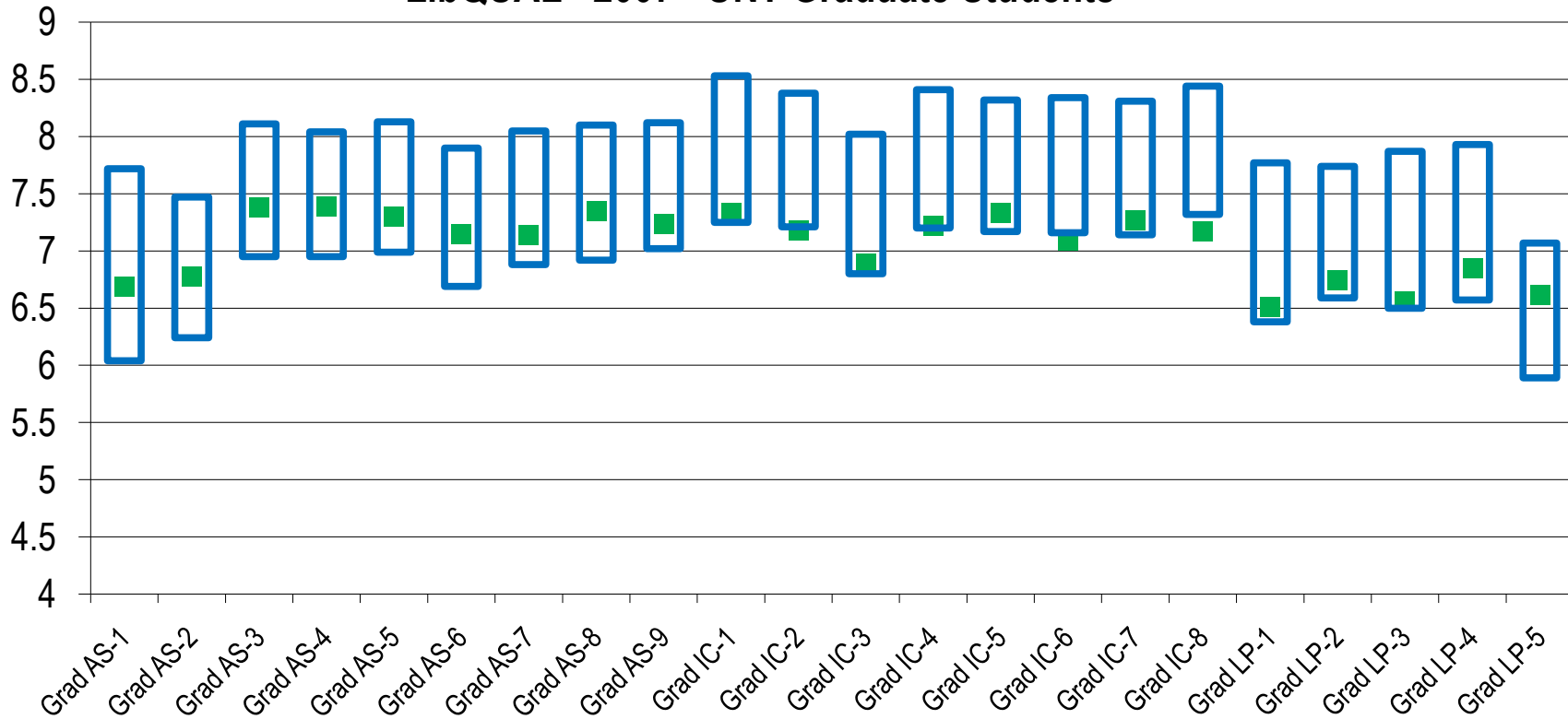
## LibQUAL+ 2007 - UNT Faculty



Top of Blue Bar= Desired Level of Services  
 Bottom of Blue Bar= Minimum Level of Service  
 Green Square= Perceived Level of Service

UNT	Fac AS-1	Fac AS-2	Fac AS-3	Fac AS-4	Fac AS-5	Fac AS-6	Fac AS-7	Fac AS-8	Fac AS-9	Fac IC-1	Fac IC-2	Fac IC-3	Fac IC-4	Fac IC-5	Fac IC-6	Fac IC-7	Fac IC-8	Fac LP-1	Fac LP-2	Fac LP-3	Fac LP-4	Fac LP-5
Perceived	7.27	7.39	7.86	7.84	7.66	7.42	7.37	7.68	7.41	7.33	7.31	6.85	7.11	7.13	7.09	7.33	6.97	6.29	6.56	6.66	6.52	6.15
Desired	7.83	7.83	8.2	8.21	8.27	7.8	8.13	8.08	8.05	8.55	8.49	7.86	8.46	8.27	8.21	8.24	8.44	7.33	6.79	7.46	7.03	6.27
Minimum	6.1	6.1	6.95	6.92	7.04	6.48	6.97	6.84	6.83	7.33	7.25	6.56	7.2	7.04	7	7.03	7.4	5.85	5.56	6	5.89	5.05

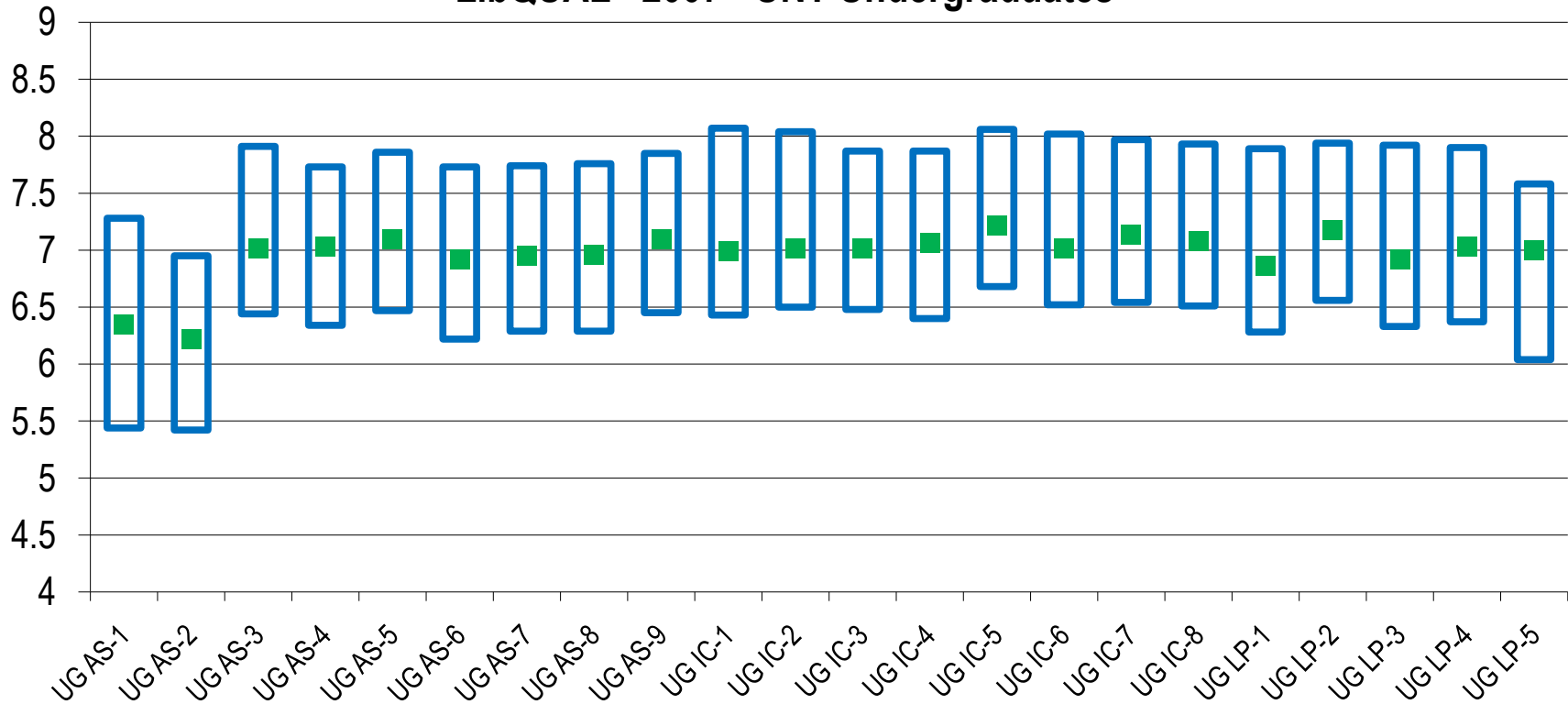
## LibQUAL+ 2007 - UNT Graduate Students



Top of Blue Bar= Desired Level of Services  
 Bottom of Blue Bar= Minimum Level of Service  
 Green Square= Perceived Level of Service

UNT	Grad AS-1	Grad AS-2	Grad AS-3	Grad AS-4	Grad AS-5	Grad AS-6	Grad AS-7	Grad AS-8	Grad AS-9	Grad IC-1	Grad IC-2	Grad IC-3	Grad IC-4	Grad IC-5	Grad IC-6	Grad IC-7	Grad IC-8	Grad LP-1	Grad LP-2	Grad LP-3	Grad LP-4	Grad LP-5
Perceived	6.69	6.78	7.38	7.39	7.3	7.15	7.14	7.35	7.24	7.33	7.18	6.89	7.22	7.33	7.09	7.27	7.17	6.51	6.74	6.56	6.85	6.62
Desired	7.72	7.47	8.11	8.04	8.13	7.9	8.05	8.1	8.12	8.53	8.38	8.02	8.41	8.32	8.34	8.31	8.44	7.77	7.74	7.87	7.93	7.07
Minimum	6.04	6.24	6.95	6.95	6.99	6.69	6.88	6.92	7.02	7.25	7.21	6.8	7.2	7.17	7.16	7.14	7.32	6.38	6.59	6.5	6.57	5.89

## LibQUAL+ 2007 - UNT Undergraduates



Top of Blue Bar= Desired Level of Services  
 Bottom of Blue Bar= Minimum Level of Service  
 Green Square= Perceived Level of Service

UNT	UG AS-1	UG AS-2	UG AS-3	UG AS-4	UG AS-5	UG AS-6	UG AS-7	UG AS-8	UG AS-9	UG IC 1	UG IC 2	UG IC 3	UG IC 4	UG IC 5	UG IC 6	UG IC 7	UG IC 8	UG LP-1	UG LP-2	UG LP-3	UG LP-4	UG LP-5
Perceived	6.35	6.22	7.02	7.03	7.1	6.92	6.95	6.96	7.1	6.99	7.02	7.02	7.06	7.22	7.02	7.14	7.08	6.86	7.18	6.92	7.03	7
Desired	7.28	6.95	7.91	7.73	7.86	7.73	7.74	7.76	7.85	8.07	8.04	7.87	7.87	8.06	8.02	7.97	7.93	7.89	7.94	7.92	7.9	7.58
Minimum	5.44	5.42	6.44	6.34	6.47	6.22	6.29	6.29	6.45	6.43	6.5	6.48	6.4	6.68	6.52	6.54	6.51	6.28	6.56	6.33	6.37	6.04