

University of North Texas Libraries
LibQUAL+™ User Group Comparisons for Affect of
Service, Information Control, Library as Place and
Local Questions
2007



TABLE OF CONTENTS

Summary

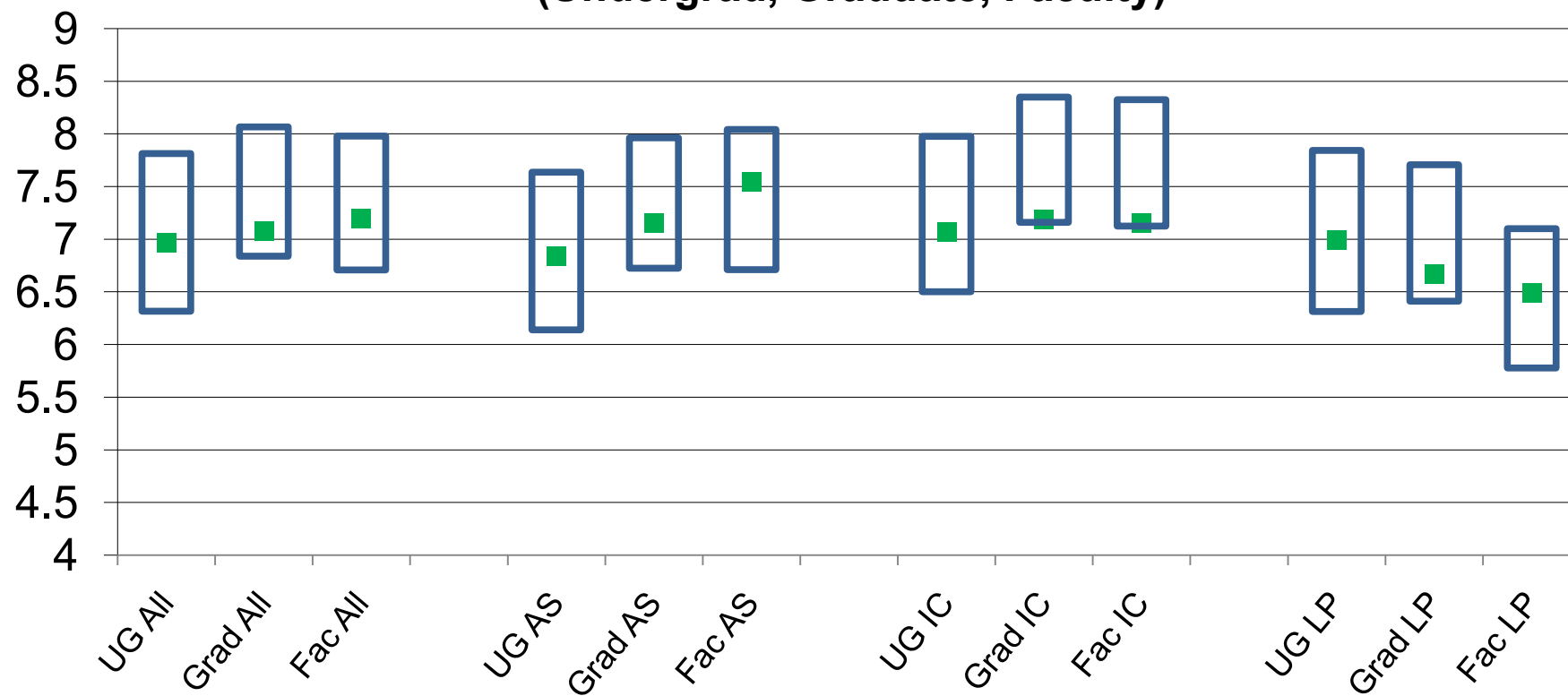
Affect of Service

Information Control

Library as Place

Local Questions

LibQUAL+ 2007 Summary Results by UNT User Group (Undergrad, Graduate, Faculty)

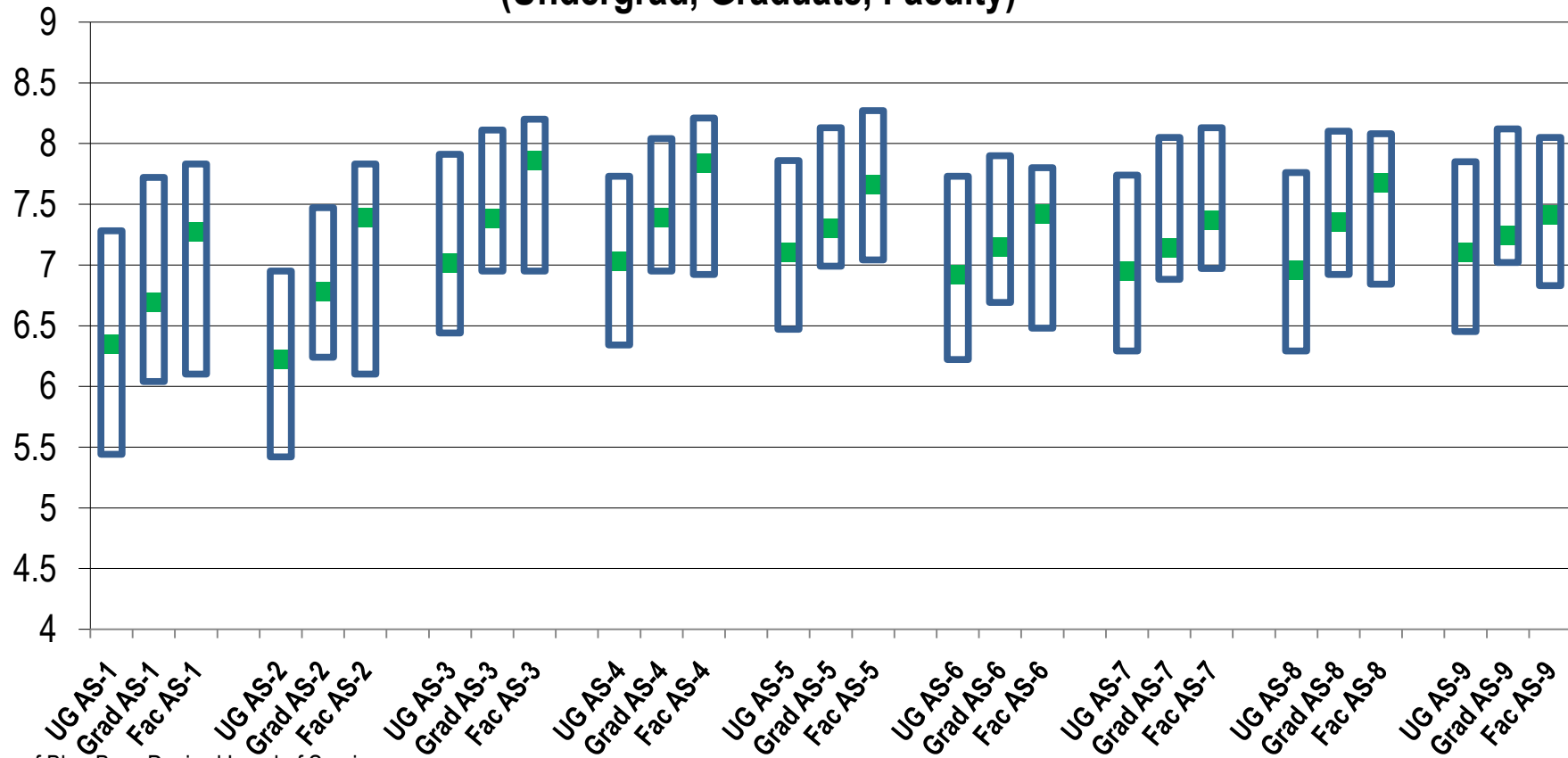


Top of Blue Bar= Desired Level of Services
 Bottom of Blue Bar= Minimum Level of Service
 Green Square= Perceived Level of Service

All = Summary
 AS = Affect of Service
 IC = Information Control
 LP = Library as Place

UNT	UG All	Grad All	Fac All	UG AS	Grad AS	Fac AS	UG IC	Grad IC	Fac IC	UG LP	Grad LP	Fac LP
Perceived	6.96	7.08	7.19	6.84	7.16	7.54	7.07	7.19	7.15	6.99	6.67	6.49
Desired	7.81	8.07	7.98	7.64	7.96	8.04	7.98	8.35	8.33	7.84	7.71	7.10
Minimum	6.32	6.84	6.71	6.14	6.72	6.71	6.50	7.16	7.12	6.31	6.41	5.78

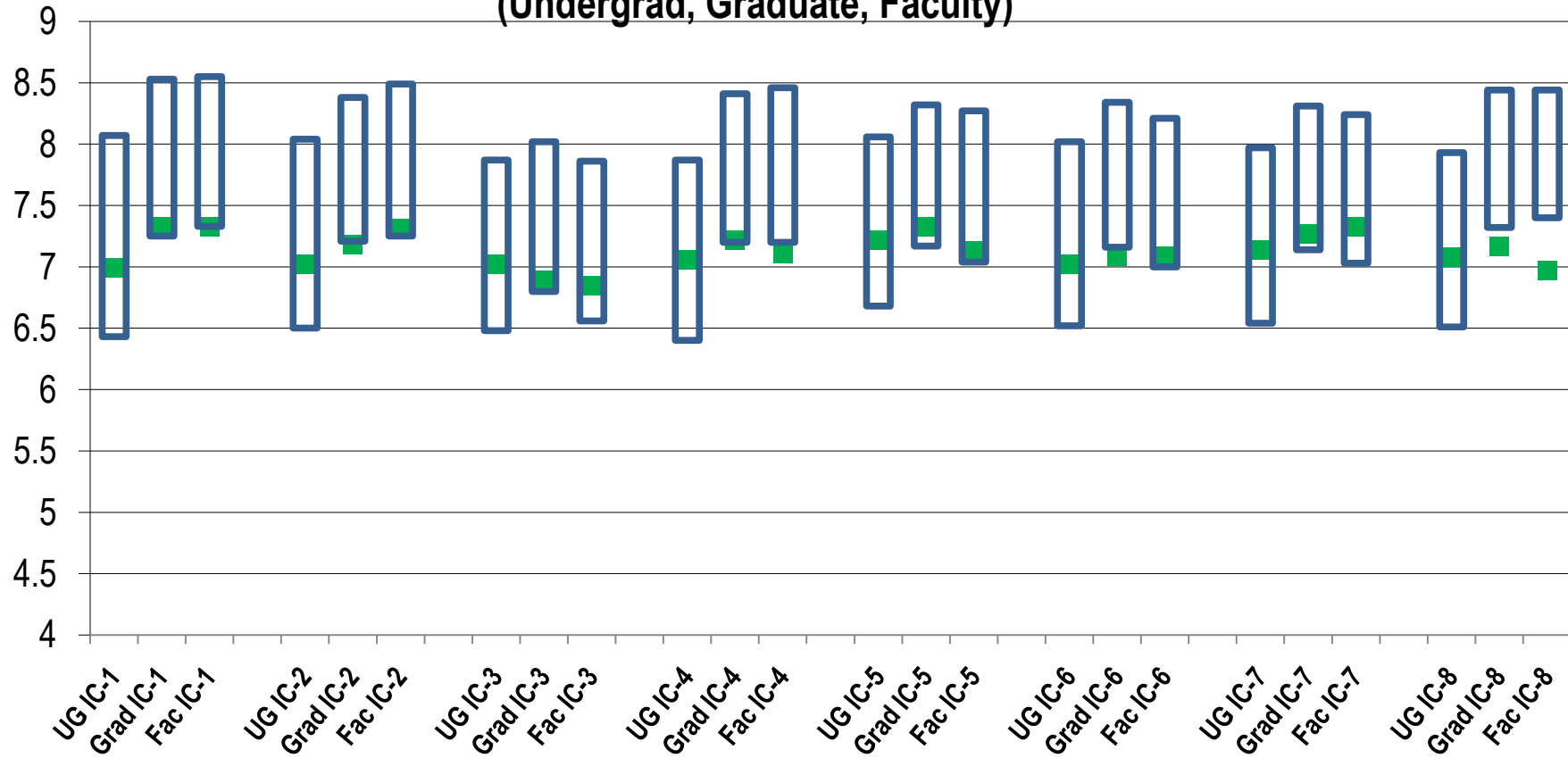
LibQUAL+ 2007 Affect of Service by UNT User Group (Undergrad, Graduate, Faculty)



Top of Blue Bar= Desired Level of Services
 Bottom of Blue Bar= Minimum Level of Service
 Green Square= Perceived Level of Service

UNT	UG AS-1	Grad AS-1	Fac AS-1	UG AS-2	Grad AS-2	Fac AS-2	UG AS-3	Grad AS-3	Fac AS-3	UG AS-4	Grad AS-4	Fac AS-4	UG AS-5	Grad AS-5	Fac AS-5	UG AS-6	Grad AS-6	Fac AS-6	UG AS-7	Grad AS-7	Fac AS-7	UG AS-8	Grad AS-8	Fac AS-8	UG AS-9	Grad AS-9	Fac AS-9
Perceived	6.35	6.69	7.27	6.22	6.78	7.39	7.02	7.38	7.86	7.03	7.39	7.84	7.1	7.3	7.66	6.92	7.15	7.42	6.95	7.14	7.37	6.96	7.35	7.68	7.1	7.24	7.41
Desired	7.28	7.72	7.83	6.95	7.47	7.83	7.91	8.11	8.2	7.73	8.04	8.21	7.86	8.13	8.27	7.73	7.9	7.8	7.74	8.05	8.13	7.76	8.1	8.08	7.85	8.12	8.05
Minimum	5.44	6.04	6.1	5.42	6.24	6.1	6.44	6.95	6.95	6.34	6.95	6.92	6.47	6.99	7.04	6.22	6.69	6.48	6.29	6.88	6.97	6.29	6.92	6.84	6.45	7.02	6.83

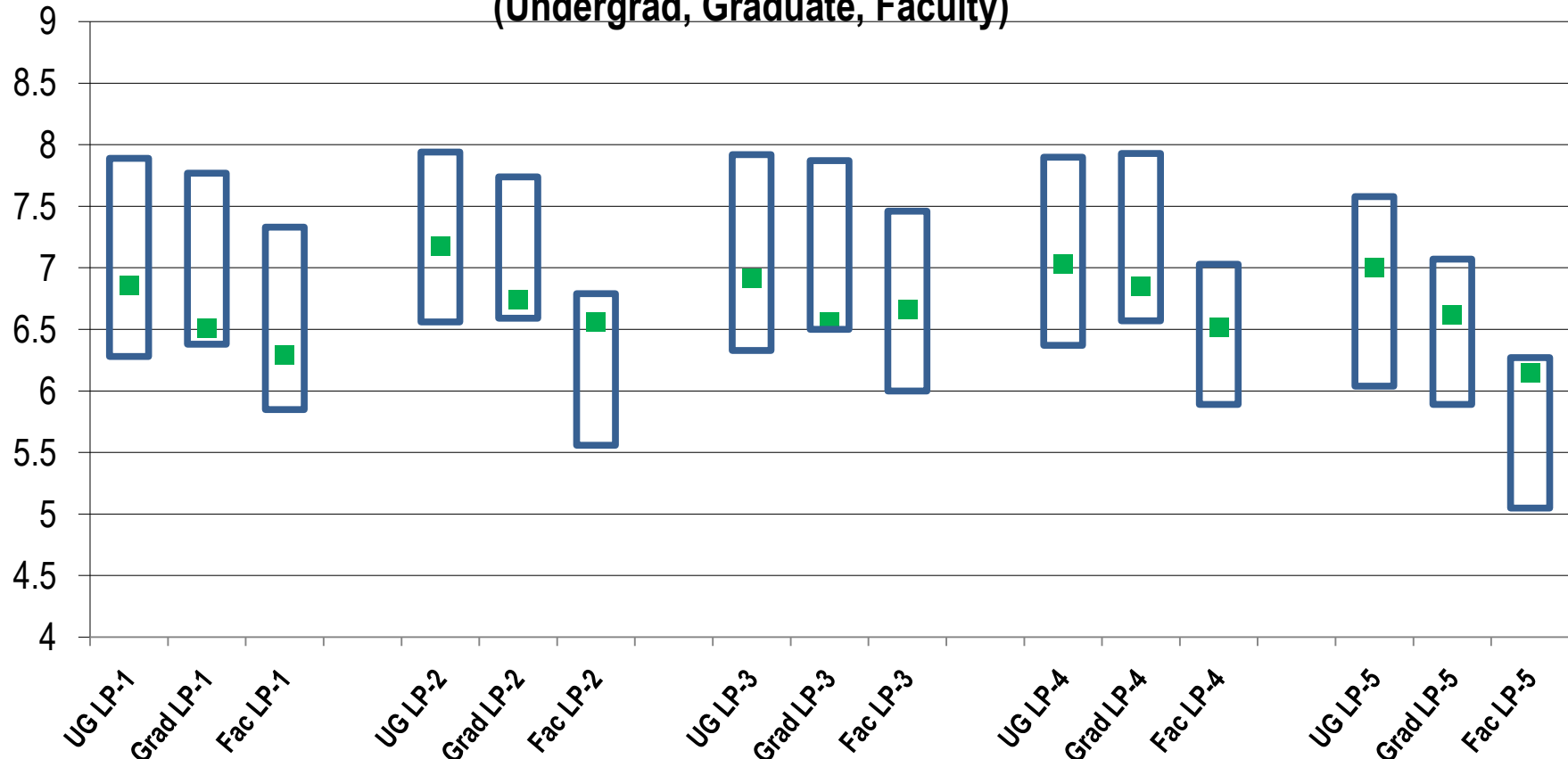
LibQUAL+ 2007 Information Control by UNT User Group (Undergrad, Graduate, Faculty)



Top of Blue Bar= Desired Level of Services
 Bottom of Blue Bar= Minimum Level of Service
 Green Square= Perceived Level of Service

UNT	UG IC-1	Grad IC-1	Fac IC-1	UG IC-2	Grad IC-2	Fac IC-2	UG IC-3	Grad IC-3	Fac IC-3	UG IC-4	Grad IC-4	Fac IC-4	UG IC-5	Grad IC-5	Fac IC-5	UG IC-6	Grad IC-6	Fac IC-6	UG IC-7	Grad IC-7	Fac IC-7	UG IC-8	Grad IC-8	Fac IC-8
Perceived	6.99	7.33	7.33	7.02	7.18	7.31	7.02	6.89	6.85	7.06	7.22	7.11	7.22	7.33	7.13	7.02	7.09	7.09	7.14	7.27	7.33	7.08	7.17	6.97
Desired	8.07	8.53	8.55	8.04	8.38	8.49	7.87	8.02	7.86	7.87	8.41	8.46	8.06	8.32	8.27	8.02	8.34	8.21	7.97	8.31	8.24	7.93	8.44	8.44
Minimum	6.43	7.25	7.33	6.5	7.21	7.25	6.48	6.8	6.56	6.4	7.2	7.2	6.68	7.17	7.04	6.52	7.16	7	6.54	7.14	7.03	6.51	7.32	7.4

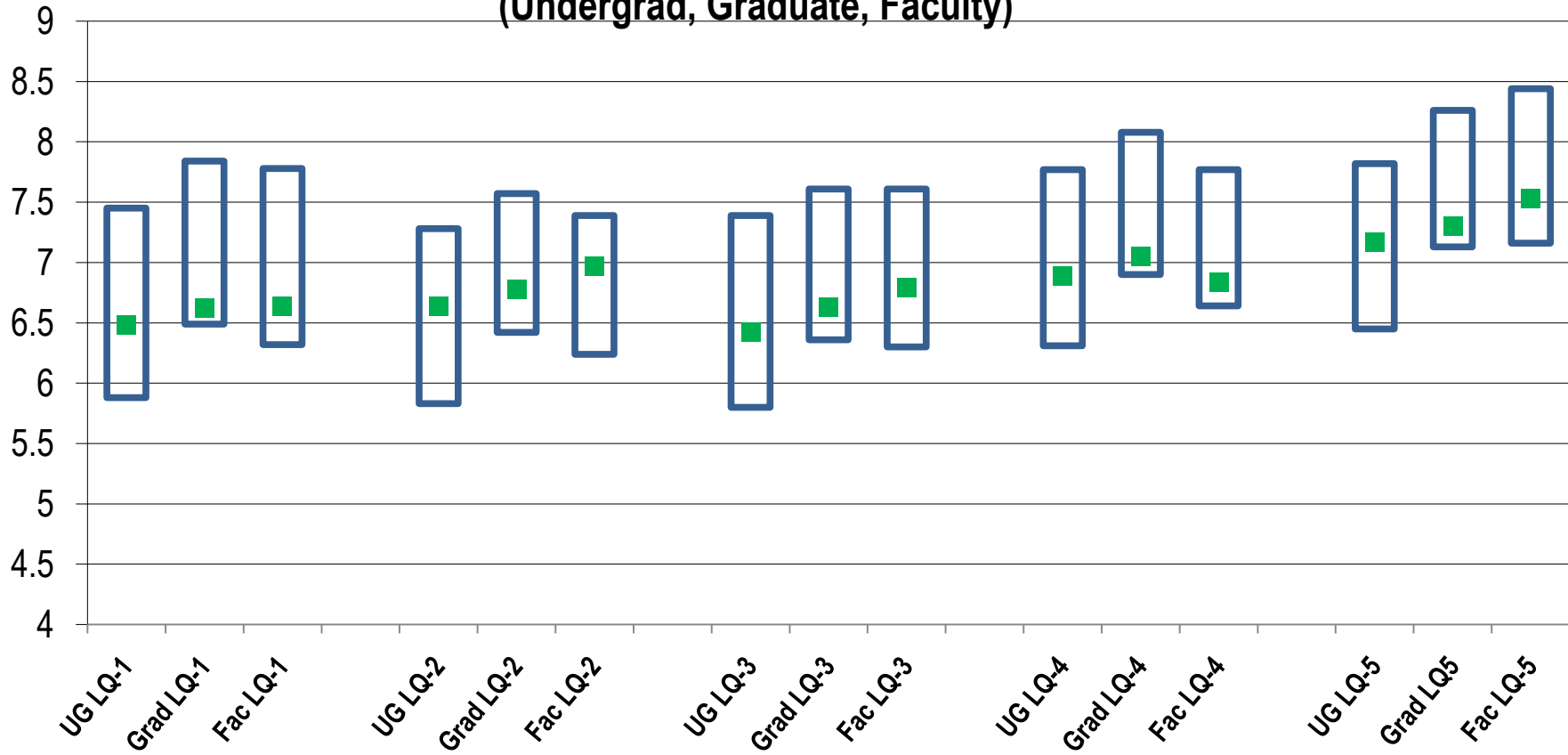
LibQUAL+ 2007 Library as Place by UNT User Group (Undergrad, Graduate, Faculty)



Top of Blue Bar= Desired Level of Services
 Bottom of Blue Bar= Minimum Level of Service
 Green Square= Perceived Level of Service

UNT	UG LP-1	Grad LP-1	Fac LP-1	UG LP-2	Grad LP-2	Fac LP-2	UG LP-3	Grad LP-3	Fac LP-3	UG LP-4	Grad LP-4	Fac LP-4	UG LP-5	Grad LP-5	Fac LP-5
Perceived	6.86	6.51	6.29	7.18	6.74	6.56	6.92	6.56	6.66	7.03	6.85	6.52	7	6.62	6.15
Desired	7.89	7.77	7.33	7.94	7.74	6.79	7.92	7.87	7.46	7.9	7.93	7.03	7.58	7.07	6.27
Minimum	6.28	6.38	5.85	6.56	6.59	5.56	6.33	6.5	6	6.37	6.57	5.89	6.04	5.89	5.05

LibQUAL+ 2007 Local Questions by UNT User Group (Undergrad, Graduate, Faculty)



Top of Blue Bar= Desired Level of Services
 Bottom of Blue Bar= Minimum Level of Service
 Green Square= Perceived Level of Service

UNT	UG LQ-1	Grad LQ-1	Fac LQ-1	UG LQ-2	Grad LQ-2	Fac LQ-2	UG LQ-3	Grad LQ-3	Fac LQ-3	UG LQ-4	Grad LQ-4	Fac LQ-4	UG LQ-5	Grad LQ5	Fac LQ-5
Perceived	6.48	6.62	6.64	6.64	6.78	6.97	6.42	6.63	6.79	6.89	7.05	6.84	7.17	7.3	7.53
Desired	7.45	7.84	7.78	7.28	7.57	7.39	7.39	7.61	7.61	7.77	8.08	7.77	7.82	8.26	8.44
Minimum	5.88	6.49	6.32	5.83	6.42	6.24	5.8	6.36	6.3	6.31	6.9	6.64	6.45	7.13	7.16